




TERMA

SINCE 1990


Intra

RAL 4005 // 1700 — 410 // 50 mm connection valve + “Slim” thermostatic head // ZIP hanger

LUX





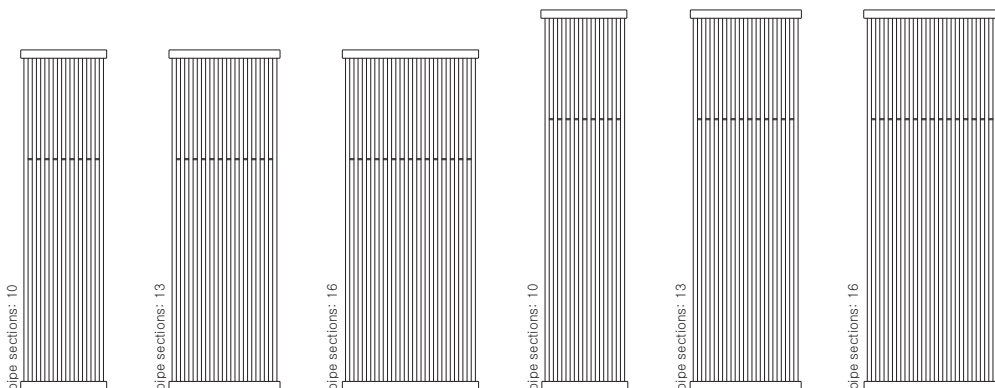


Standard connections:

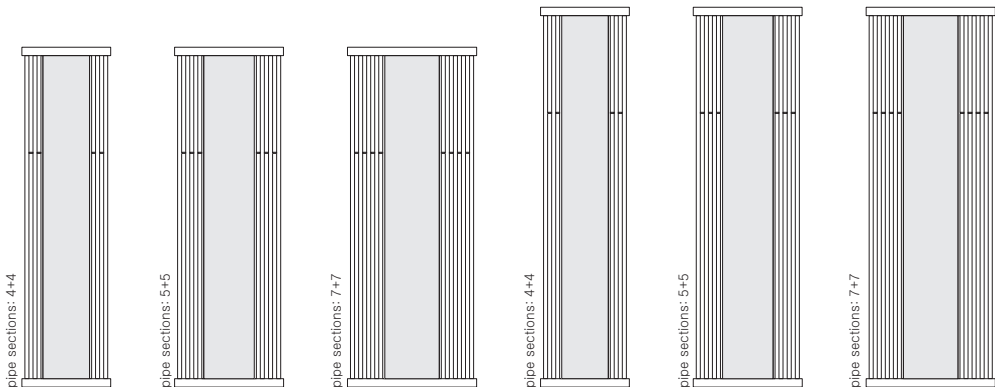


Sizes available:

version without mirror

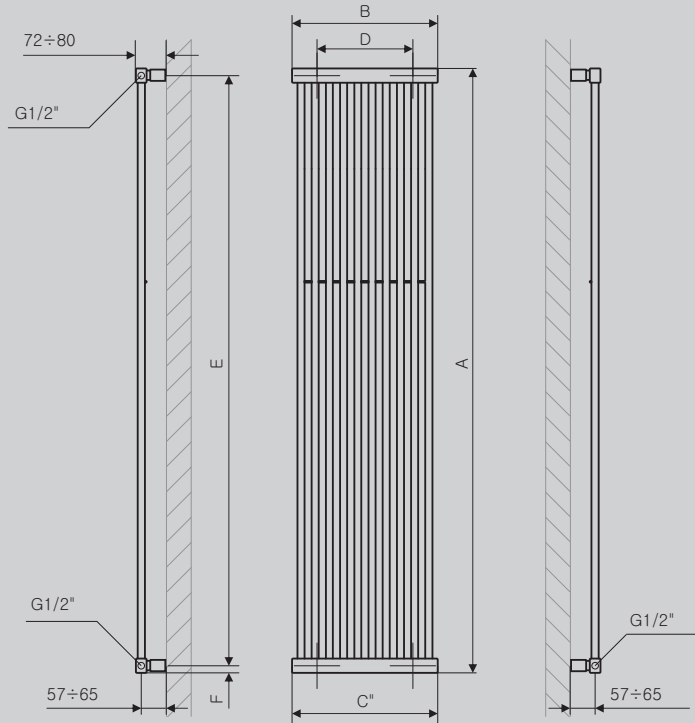


version with mirror

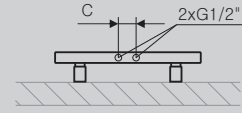


A	B	C	C'	C''	$\frac{75}{20}$	$\frac{55}{20}$		D	E	F		
[mm]	[mm]	[mm]	[mm]	[mm]	[W]	[W]	[W]	[mm]	[mm]	[mm]	[dm³]	[Kg]
version without mirror												
1700	410	50	370	410	660	337	—	270	1660	20	5,5	15,7
1700	530	50	490	530	858	438	—	390	1660	20	7,1	20,3
1700	650	50	610	650	1056	539	—	510	1660	20	8,7	24,9
1900	410	50	370	410	756	385	—	270	1860	20	6,1	17,4
1900	530	50	490	530	982	501	—	390	1860	20	7,9	22,5
1900	650	50	610	650	1209	616	—	510	1860	20	9,7	27,6
version with mirror												
1700	440	50	400	440	528	269	—	300	1660	20	4,6	18,8
1700	540	50	500	540	660	337	—	400	1660	20	5,7	22,0
1700	640	50	600	640	925	472	—	500	1660	20	7,8	27,9
1900	440	50	400	440	600	306	—	300	1860	20	5,1	20,9
1900	540	50	500	540	762	388	—	400	1860	20	6,3	24,4
1900	640	50	600	640	995	507	—	500	1860	20	8,6	31,0

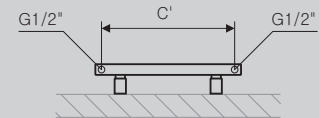
P2



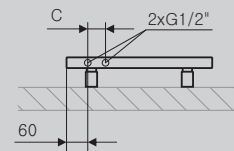
ZX



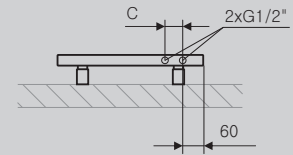
SX



YL



YP



Radiator Collector

Profile

